

Quick-Connect Couplers

These Quick-Connect couplers are ideal for compressed gas applications due to their unique eight stainless steel ball bearing seal system, which prevents leaks. They are machined components that are manufactured using brass and stainless steel bar stock. They also have stainless steel ball retaining rings and springs, which maximize corrosion resistance and extend the service life.

Features:

- EPDM seals provide a temperature range of -40°F to 250°F
- Valve seals are crimped in place to ensure integrity during excessive flow and pressurized conditions
- Check valves are standard and built-in
- 1/4" stainless steel couplers have a PTFE anti-extrusion ring
- 1/4" brass couplers have a redundant O-ring sealing system (dual O-rings; no PTFE back-up ring)
- Other body sizes available
- All body sizes are available with or without check valves

Male Quick-Connect Couplers

Ordering Information

Part Number	Body Size	Material	Threads	Length	Maximum OD	Hex Inch
DIX PH2F2B	1/4"	Brass	1/4" - 18 FNPT	1.55"	0.83"	3/4"
DIX PH2F2S	1/4"	Stainless Steel	1/4" - 18 FNPT	1.55"	0.83"	3/4"



Female Quick-Connect Couplers

Ordering Information

Part Number	Body Size	Material	Threads	Length	Maximum OD	Hex Inch
DIX P2HF2B	1/4"	Brass	1/4" - 18 FNPT	2.26"	1.12"	7/8"
DIX P2HF2S	1/4"	Stainless Steel	1/4" - 18 FNPT	2.26"	1.12"	7/8"



Clamp Ferrules

Short Weld Ferrules - 14WMP

Ordering Information

304 Stainless Steel Part Number	Tube OD	A	B	C
BRA 14WMPG100	1"	.500	.870	1.000
BRA 14WMPG150	1½"	.500	1.370	1.500
BRA 14WMPG200	2"	.500	1.870	2.000
BRA 14WMPG250	2½"	.500	2.370	2.500
BRA 14WMPG300	3"	.500	2.870	3.000
BRA 14WMPG400	4"	.625	3.834	4.000

Long Weld Ferrules - L14AM7

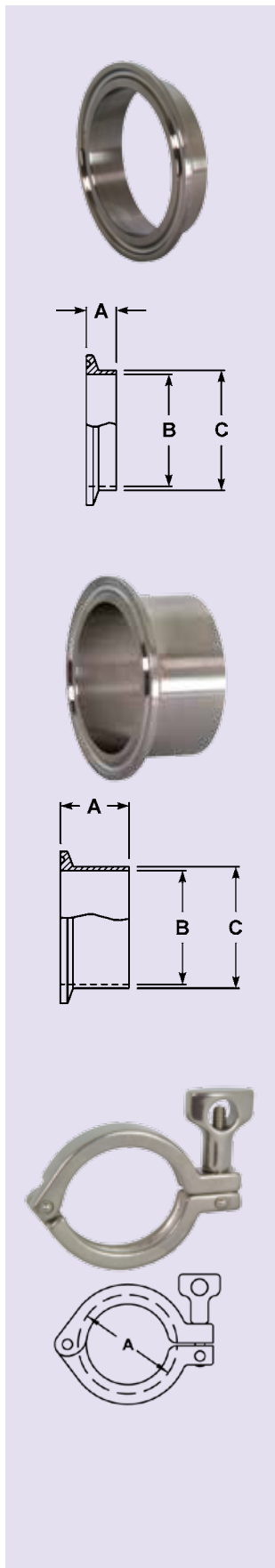
Ordering Information

304 Stainless Steel Part Number	Tube OD	A	B	C
BRA L14AM7G100	1"	1.125	.870	1.000
BRA L14AM7G150	1½"	1.125	1.370	1.500
BRA L14AM7G200	2"	1.125	1.870	2.000
BRA L14AM7G250	2½"	1.125	2.370	2.500
BRA L14AM7G300	3"	1.125	2.870	3.000
BRA L14AM7G400	4"	1.125	3.834	4.000

Single Pin Heavy Duty Clamps with Cross Hole Wing Nut - 13MHM

Ordering Information

Part Number	Tube OD	Service Pressure Rating @ 70°F	Service Pressure Rating @ 250°F	A
BRA 13MHM100150	1" - 1½"	500	300	2.122
BRA 13MHM200	2"	450	250	2.654
BRA 13MHM250	2½"	400	200	3.185
BRA 13MHM300	3"	350	175	3.717
BRA 13MHM400	4"	300	150	4.820

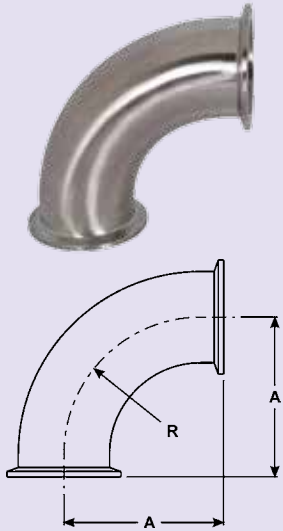


Clamp Elbows


90° Clamp Elbows - B2CMP

Ordering Information

304 Stainless Steel Part Number	Tube OD	A	R
BRA B2CMPG100	1"	2.000	1.500
BRA B2CMPG150	1½"	2.750	2.250
BRA B2CMPG200	2"	3.500	3.000
BRA B2CMPG250	2½"	4.250	3.750
BRA B2CMPG300	3"	5.000	4.500
BRA B2CMPG400	4"	6.625	6.000



Type 1 - Standard
½" - ¾"



Type 1 - Standard
1" and larger

Clamp Gaskets

Buna-N Clamp Gaskets - Black

Features:

- Color code: red dot
- Meets 21CFR 177.2600

Ordering Information

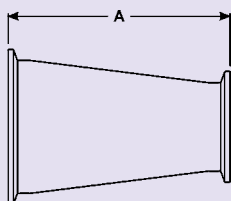
Part Number	Size
BRA 40MPU100	1"
BRA 40MPU150	1½"
BRA 40MPU200	2"
BRA 40MPU250	2½"
BRA 40MPU300	3"
BRA 40MPU400	4"

Clamp Reducers

Clamp Concentric Reducers - B3114MP

Ordering Information

304 Stainless Steel Part Number	Tube OD	A
BRA B3114MPG2015	2" x 1½"	3.000
BRA B3114MPG2502	2½" x 2"	3.000
BRA B3114MPG3015	3" x 1½"	7.000
BRA B3114MPG3020	3" x 2"	5.000
BRA B3114MPG3025	3" x 2½"	3.000
BRA B3114MPG4020	4" x 2"	9.125
BRA B3114MPG4030	4" x 3"	5.125

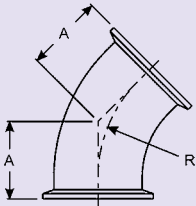


Clamp Elbows

45° Clamp Elbows - B2KMP

Ordering Information

304 Stainless Steel Part Number	Tube OD	A	R
BRA B2KMPG150	1½"	1.437	2.250
BRA B2KMPG200	2"	1.750	3.000

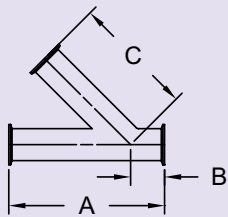


Miscellaneous Clamp Configurations

Clamp Laterals - B28AMP

Ordering Information

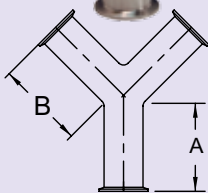
316L Stainless Steel Part Number	Tube OD	A	B	C
BRA B28AMP100	1"	7.000	1.500	5.500
BRA B28AMP150	1½"	8.375	1.688	6.688
BRA B28AMP200	2"	9.750	2.125	7.625
BRA B28AMP300	3"	11.750	2.375	9.375
BRA B28AMP400	4"	14.062	2.640	11.312



Clamp True Wyes - B28BMP

Ordering Information

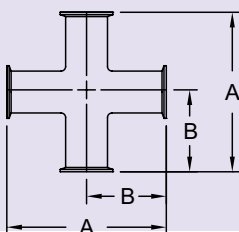
316L Stainless Steel Part Number	Tube OD	A	B
BRA B28BMP100	1"	2.500	2.938
BRA B28BMP150	1½"	2.500	2.938
BRA B28BMP200	2"	3.125	3.750
BRA B28BMP300	3"	4.500	5.375
BRA B28BMP400	4"	6.000	6.000



Clamp Crosses - B9MP

Ordering Information

304 Stainless Steel Part Number	Tube OD	A	B
BRA B9MPG100	1"	4.750	2.375
BRA B9MPG150	1½"	5.500	2.750
BRA B9MPG200	2"	7.000	3.500
BRA B9MPG300	3"	7.500	3.750
BRA B9MPG400	4"	9.000	4.500

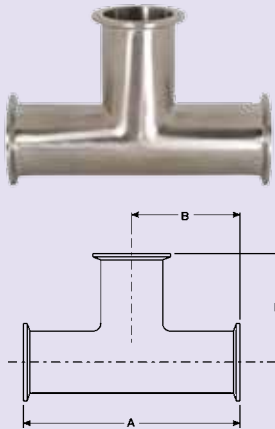


Miscellaneous Clamp Configurations

Clamp Tees - B7MP

Ordering Information

304 Stainless Steel Part Number	Tube OD	A	B
BRA B7MPG100	1"	4.750	2.375
BRA B7MPG150	1½"	5.500	2.750
BRA B7MPG200	2"	7.000	3.500
BRA B7MPG300	3"	7.500	3.750
BRA B7MPG400	4"	9.000	4.500

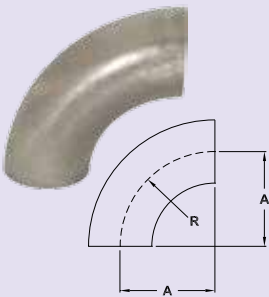


Unpolished Elbows

Unpolished 90° Weld Elbows - B2WCL

Ordering Information

304 Stainless Steel Part Number	Tube OD	A	R	Nominal Wall
BRA B2WCLG100U	1"	1.500	1.500	.065
BRA B2WCLG150U	1½"	2.250	2.250	.065
BRA B2WCLG200U	2"	3.000	3.000	.065
BRA B2WCLG300U	3"	4.500	4.500	.065
BRA B2WCLG400U	4"	6.000	6.000	.083

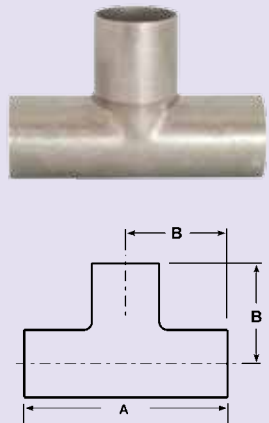


Unpolished Tees

Unpolished Long Weld Tees - B7W

Ordering Information

304 Stainless Steel Part Number	Tube OD	A	R	Nominal Wall
BRA B7WG100U	1"	3.750	1.875	.065
BRA B7WG150U	1½"	4.500	2.250	.065
BRA B7WG200U	2"	6.000	3.000	.065
BRA B7WG300U	3"	6.500	3.250	.065
BRA B7WG400U	4"	7.750	3.875	.083

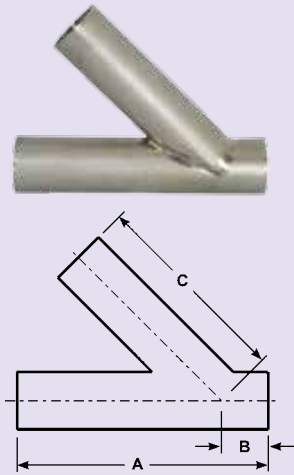


Miscellaneous Unpolished Configurations

Unpolished Weld Laterals - B28WA

Ordering Information

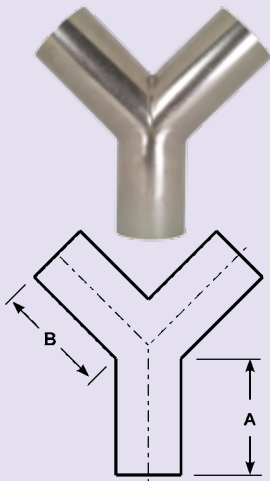
316L Stainless Steel Part Number	Tube OD	A	B	C	Nominal Wall
BRA B28WAR100U	1"	6.000	1.000	5.000	.065
BRA B28WAR150U	1½"	7.375	1.188	6.188	.065
BRA B28WAR200U	2"	8.750	1.625	7.125	.065
BRA B28WAR300U	3"	10.750	1.875	8.875	.065
BRA B28WAR400U	4"	12.812	2.015	10.750	.083



Unpolished Weld True Wyes - B28W

Ordering Information

316L Stainless Steel Part Number	Tube OD	A	B	Nominal Wall
BRA B28WR100U	1"	2.000	2.438	.065
BRA B28WR150U	1½"	2.000	2.438	.065
BRA B28WR200U	2"	2.625	3.250	.065
BRA B28WR300U	3"	4.000	4.875	.065
BRA B28WR400U	4"	5.375	5.375	.083



Clamp Adapters

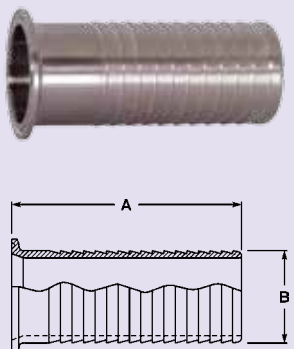
Brewery Hose Barb Adapters - 14MPHRL

Features:

- Suitable for use with band clamps

Ordering Information

304 Stainless Steel Part Number	Size	A	B
BRA 14MPHRL100	1"	3.500	1.045
BRA 14MPHRL150	1½"	5.000	1.545
BRA 14MPHRL200	2"	5.000	2.045
BRA 14MPHRL300	3"	5.500	3.045
BRA 14MPHRL400	4"	5.500	4.045

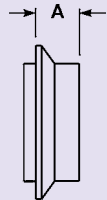


I-line/Q-line Ferrules

Male I-Line Short Weld Ferrules - 14WI

Ordering Information

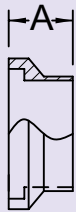
304 Stainless Steel Part Number	Tube OD	A
BRA 14WIG100	1"	.600
BRA 14WIG150	1½"	.765
BRA 14WIG200	2"	.790
BRA 14WIG300	3"	.906
BRA 14WIG400	4"	1.031



Female I-Line Short Weld Ferrules - 15WI

Ordering Information

304 Stainless Steel Part Number	Tube OD	A
BRA 15WIG100	1"	.785
BRA 15WIG150	1½"	.950
BRA 15WIG200	2"	1.040
BRA 15WIG300	3"	1.220
BRA 15WIG400	4"	1.350



I-line/Q-line Clamps

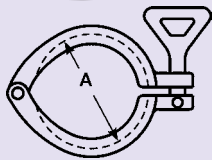
Heavy Duty Clamps - 13ILH

- Q-line service pressure rating for all sizes:
150 PSI @ 70°F and 125 PSI @ 250°F

Ordering Information

Part Number	Tube OD	Service Pressure Rating @ 70°F ¹	Service Pressure Rating @ 250°F ¹	A
BRA 13ILH100150	1" - 1½"	700	250	2.122
BRA 13ILH200	2"	450	250	2.654
BRA 13ILH300	3"	350	150	3.717
BRA 13ILH400	4"	200	125	4.820

¹ wing nut tightened to 25 in. lb. of torque





I-Line Gaskets

Buna-N I-Line Gaskets - Black 3/32"

Features:

- Color code: red dot
- Meets 21CFR 177.2600

Ordering Information

Part Number	Size
BRA 40IH100	1"
BRA 40IH150	1½"
BRA 40IH200	2"
BRA 40IH300	3"
BRA 40IH400	4"



ASTM-A270 Polished ID and OD Tubing

Polished ID and OD - ASTM-A270

Ordering Information

304 Stainless Steel Part Number	Size	Packaged
BRA A270G100P	1"	280'
BRA A270G150P	1½"	340'
BRA A270G200P	2"	340'
BRA A270G300P	3"	220'
BRA A270G400P	4"	100'



ASTM-A269 Unpolished ID and OD Tubing

Unpolished ID and OD - ASTM-A269

Ordering Information

304 Stainless Steel Part Number	Size	Packaged
BRA A269G100U	1"	280'
BRA A269G150U	1½"	340'
BRA A269G200U	2"	340'
BRA A269G300U	3"	220'
BRA A269G400U	4"	100'



Washdown Accessories

Spray Nozzle - Aluminum

Features:

- For low pressure cleaning and sanitation applications
- Rear mounted levers - reduce hand fatigue and offer smooth lever action
- Variable spray patterns; adjustable from fan spray to solid stream
- Water conservation is assured upon release of lever by the drip-free automatic shutoff feature
- ½" FNPT inlet
- Rating: 150 PSI / 200°F (93°C)
- **Do not use with steam lines** ⚠

Ordering Information

Part Number	Cover Color
SWP 150ALB	Light Blue



Spring Check Valves

Features:

- 3A Standards 58-00, Check Valves and Vacuum Breakers
- Full size flow plate
- Long stem bushing for increased cycle life
- Suitable for low and medium viscosity fluids
- Field serviceable (no special tools required) various end connections available
- Sizes from ½" thru 4"
- Operating temperature range: 15°F to 200°F
- Maximum operating pressure: 145 PSI

Ordering Information

316L Stainless Steel Part Number	Size	A	B	C	D
BRA B46MPR100	1"	0.87	1.99	1.37	1.92
BRA B46MPR150	1½"	1.37	1.99	1.44	1.92
BRA B46MPR200	2"	1.87	2.52	1.44	1.92

