

Gas Cylinder Cabinets Model 1170 Series

Matheson Model 1170 is our standard gas cabinet series with a flat top design. The new construction is optimized for economy, without compromising safety or quality.

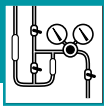
- **Automatic door closure** to ensure containment of leaks
- **Modular U-Channel Supports** make installation of gas control panels, cylinder supports, shelving, and other equipment easy.
- **Lockable access panel and wire reinforced safety glass viewing window** have steel frames and are fully gasketed.
- **Non-protruding paddle type latch** prevents accidental opening and snagging. It slams and latches at three points and is fitted with a lock for security.
- **Neoprene gaskets** fit snugly around door to ensure a positive seal
- **Standard inlet air louver or optional diffuser plate** fitted with an inlet filter (p/n VEN-0101-XX) lets air into the cabinet.
- **Flat-top design** with exhaust stack.
- **Fire sprinkler head**, for extra protection with a fuse rating of 155°F.
- **Cylinder restraints** to ensure that all cylinders are held securely in place during storage and operation
- **Rugged exterior construction** of 12-gauge cold rolled steel with welding seams.
- Interior and exterior is finished with gray **2-part polyurethane paint**.
- **Low profile, one-inch reinforced threshold** makes cylinder installation and removal easy.

Specifications for Model 1170 Series and Hard Hat Series (Meet or exceed Article 80 UFC requirements)

| | |
|------------------------|--|
| Cabinet: | 12 gauge cold rolled steel |
| Gaskets: | Neoprene with oil resistant adhesive |
| Window: | 1/4" wire reinforced safety glass |
| Paint: | 2-part polyurethane; interior and exterior – light gray |
| Cabinet Floor: | Zinc-plated steel |
| Doors: | 1 and 2 cylinder cabinets – one door with left hand hinge 3 cylinder cabinet – double door with off-center post |
| Integral Sprinkler: | Fuse rating of 155°F and flow capacity of 35 GPM @ 40 psi |
| Water Pipe Connection: | 1/2" NPT Female |

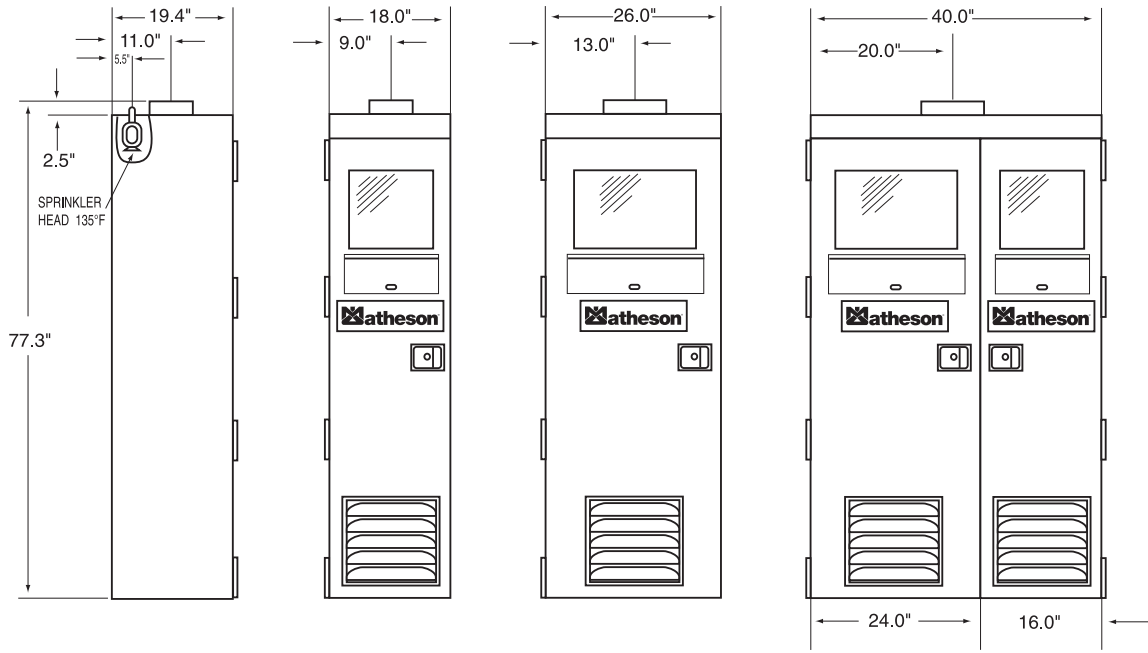


| Model No. | Cabinet Type | Overall Height | Depth | Width | Exhaust Flow Required (SCFM) | Exhaust Stack Diameter | Shipping Weight lbs |
|-----------|--------------|----------------|-------|-------|------------------------------|------------------------|---------------------|
| 1177F | 1 Cylinder | 79" | 19" | 18" | 175 | 4" | 300 |
| 1178F | 2 Cylinder | 79" | 19" | 26" | 250 | 6" | 380 |
| 1179F | 3 Cylinder | 79" | 19" | 40" | 450 | 8" | 540 |



Gas Cabinet Dimensions and Options

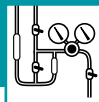
Model 1170 Series



Gas Cabinet Options

- **Adjustable Cylinder Shelf** (see table for part number) – mounted on the U-Channel tracks. The shelf provides a convenient means of installing small cylinders. Perforations in the shelf allow cabinet air to sweep around the entire cylinder.
- **Fusible Link** (see table for part numbers) – installed in the center of the cabinet door. Offers immediate response in the event of a fire. Once the heat melts the fusible link, a guillotine damper blocks the inlet air supply.
- **Cylinder Scales** – recommended for use with all liquefied gases. Provides the weight of contents remaining in the cylinders. Manual and electronic cylinder scale models are available. (See pages 431 - 432)

| Model No. | Description |
|-------------|---|
| 1190-S | Adjustable cylinder shelf |
| 1177F-6 | Fusible link for Model 1177F |
| 1178F-6 | Fusible link for Model 1178F |
| 1179F-6 | Fusible link for Model 1179F |
| VEN-0101-XX | Optional diffuser plate with inlet air filter |



Gas Cylinder Cabinets “Hard Hat” Series

Matheson’s new “Hard Hat” cabinet is designed for outdoor use and installation. It is ideally suited for handling gas applications in refinery environments. The cabinet incorporates several structural features making it weatherproof and is constructed from stainless steel materials to withstand harsh weather effects. The “Hard Hat” cabinet is available in standard sizes to accommodate up to three cylinders.

- **Rain gutter** above cabinet door prevents rain from entering cabinet
- **Stainless steel hinges and hardware**
- **Rain hat** to cover stack
- **Special Zinc Chromate primer** to prevent rust and corrosion
- **Removable top panel** for service access
- **Automatic door closure** to ensure containment of leaks
- **Lockable access panel** and wire reinforced safety glass viewing window have steel frames and are fully gasketed
- **Non-protruding paddle type latch** prevents accidental opening and snagging. It slams and latches at three points and is fitted with a lock for security
- **Neoprene gaskets** fit snugly around door to ensure positive seal
- **Standard inlet air louver** or optional diffuser plate fitted with inlet filter (p/n VEN-0101-XX) lets air into the cabinet
- **Fire sprinkler head** for extra protection with a fuse rating of 155°F
- **Cylinder restraints** ensure all cylinders are held securely during storage and operation
- **Low profile, one-inch reinforced threshold** makes cylinder installation and removal easy

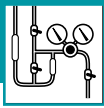
Specifications for Hard Hat Series

(Meet or exceed Article 80 UFC requirements)

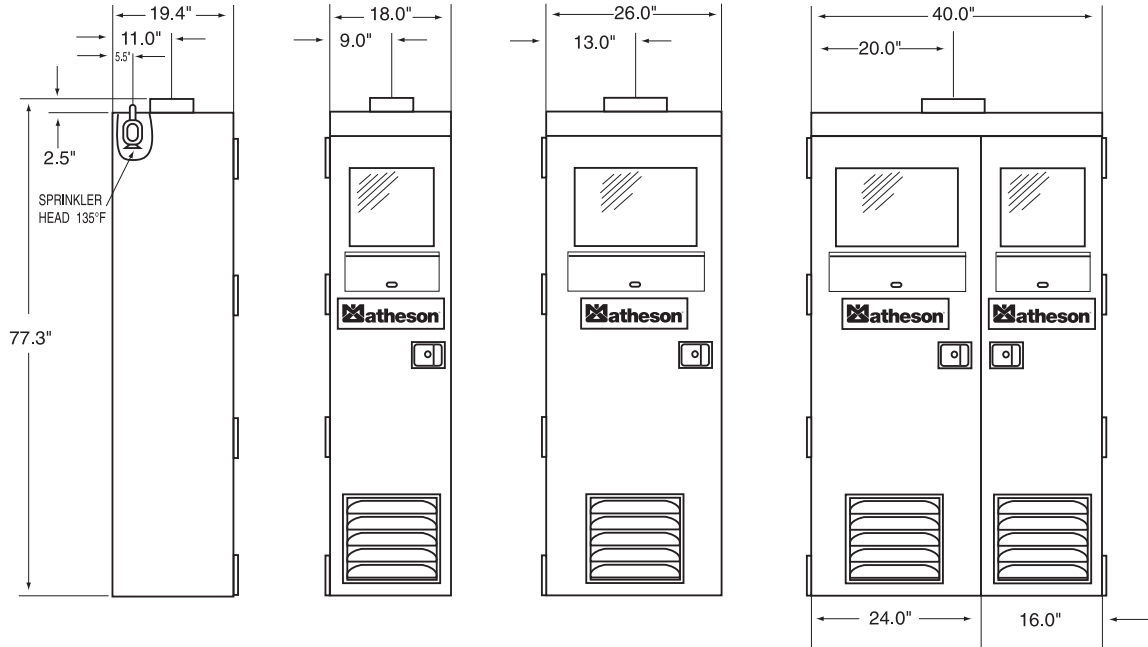
| | |
|------------------------|--|
| Cabinet: | 12 gauge cold rolled steel |
| Gaskets: | Neoprene with oil resistant adhesive |
| Window: | 1/4" wire reinforced safety glass |
| Paint: | 2-part polyurethane: interior and exterior – light gray |
| Cabinet Floor: | Zinc-plated steel |
| Doors: | 1 and 2 cylinders cabinets – one door with left hand stainless steel hinges 3 cylinder cabinet – double door with off-center post |
| Integral Sprinkler: | Fuse rating of 155°F and flow capacity of 35 GPM @ 40 psi |
| Water Pipe Connection: | 1/2" NPT Female |



| Model No. | Cabinet Type | Overall Height | Depth | Width | Exhaust Flow Required (SCFM) | Exhaust Stack Diameter | Shipping Weight lbs |
|-----------|--------------|----------------|-------|-------|------------------------------|------------------------|---------------------|
| 1177-HH | 1 Cylinder | 79" | 19" | 18" | 175 | 4" | 300 |
| 1178-HH | 2 Cylinder | 79" | 19" | 26" | 250 | 6" | 380 |
| 1179-HH | 3 Cylinder | 79" | 19" | 40" | 450 | 8" | 540 |



Gas Cabinet Dimensions and Options
Hard Hat Series



Gas Cabinet Options

- **Adjustable Cylinder Shelf** (see table for part number) – mounted on the U-Channel tracks. The shelf provides a convenient means of installing small cylinders. Perforations in the shelf allow cabinet air to sweep around the entire cylinder.
- **Fusible Link** (see table for part numbers) – installed in the center of the cabinet door. Offers immediate response in the event of a fire. Once the heat melts the fusible link, a guillotine damper blocks the inlet air supply.
- **Cylinder Scales** – recommended for use with all liquefied gases. Provides the weight of contents remaining in the cylinders. Manual and electronic cylinder scale models are available. (See pages 431 - 432)

| Model No. | Description |
|-------------|---|
| 1190-S | Adjustable cylinder shelf |
| 1177F-6 | Fusible link for Model 1177-HH |
| 1178F-6 | Fusible link for Model 1178-HH |
| 1179F-6 | Fusible link for Model 1179-HH |
| VEN-0101-XX | Optional diffuser plate with inlet air filter |