

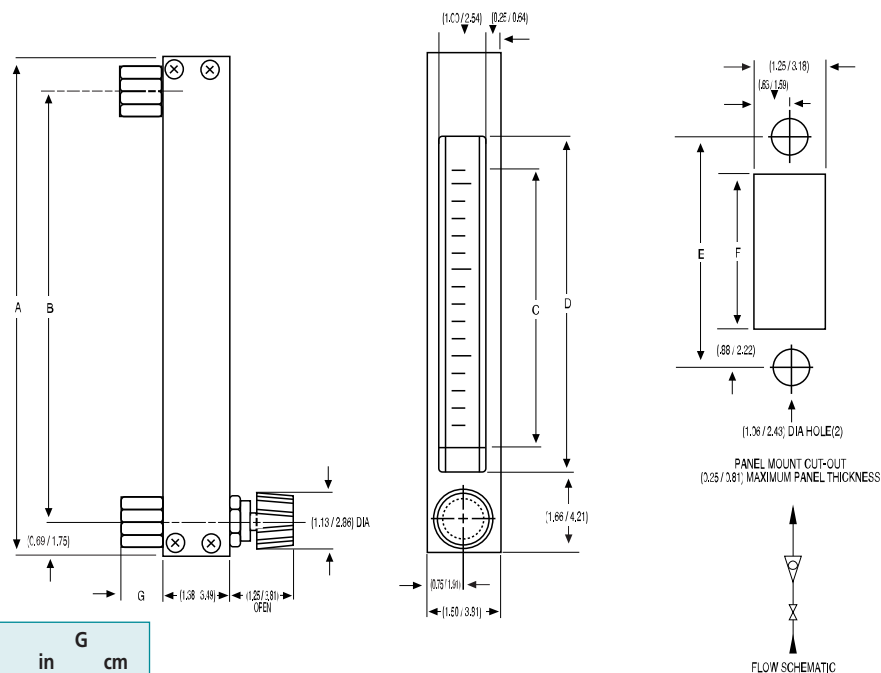




## Rotameters

### Engineering Drawings (continued)

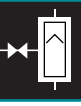
#### FM-1100 Series and FM-1127 Series Flowmeter (in/cm)



CONNECTIONS	G	
	in	cm
1/4" Female NPT*	1.75	4.45
3/8" Female NPT	0.88	2.24
1/2" Female NPT**	2.25	5.72

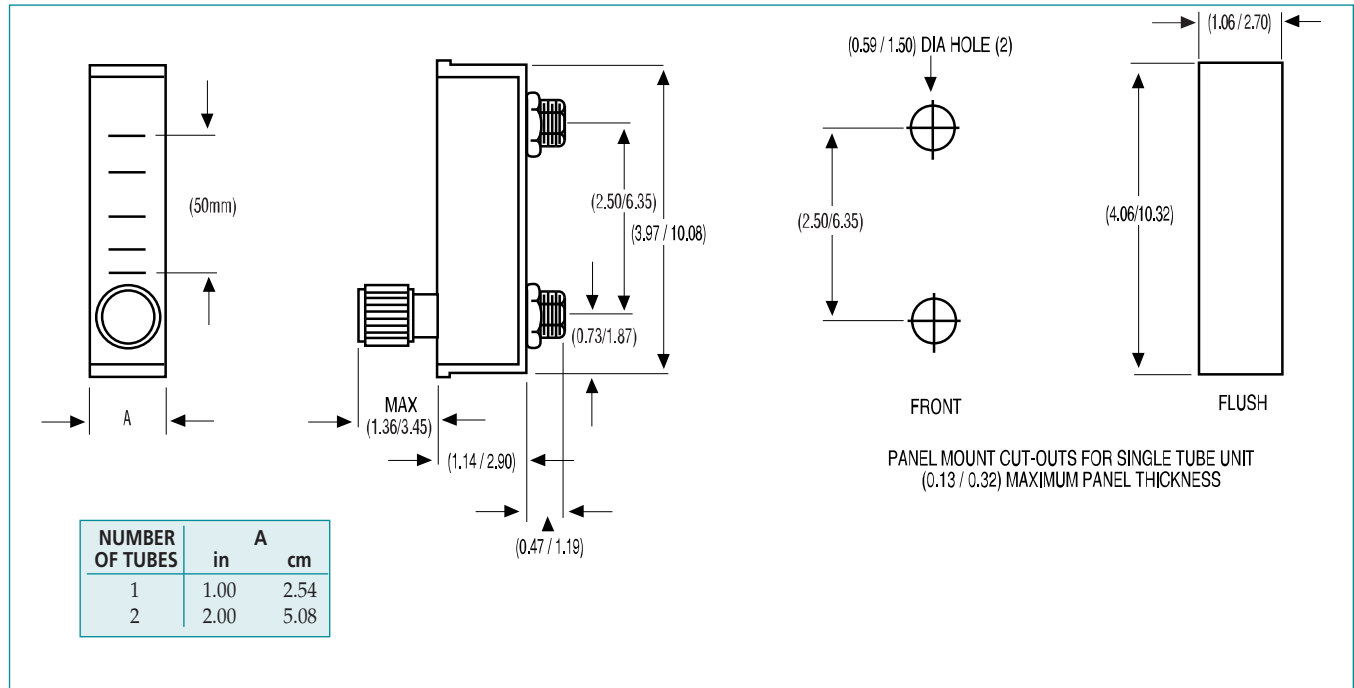
\*Includes 3/8" FNPT - 1/4" FNPT adapter  
\*\*Includes 3/8" FNPT - 1/2" FNPT adapter

MODEL NO.	A		B		C	D		E		F	
	in	cm	in	cm	mm	in	cm	in	cm	in	cm
FM-1100	8.38	21.27	7.00	17.78	70mm scale	5.00	12.70	7.00	17.78	5.25	13.35
FM-1127	10.38	26.35	9.00	22.86	127mm scale	7.00	17.78	9.00	22.86	7.25	18.41



## Engineering Drawings (continued)

### PG-1000 Series Flowmeter (in/cm)



### PM-1000 Series Flowmeter (in/cm)

